



# DW-HE24/4.0

LED Strips - For Warm Dim Applications



- High efficacy dynamic white linear LED strip for warm dim applications
- 14 diodes per 2" cut point
- 7 diodes per CCT
- Ambient operating temp: -4-130°F
- Installation temp: 50-100°F | Storage temp: -4-140°F
- Calculated L70 = 70000 hrs
- When using DALI and DMX power supplies, LED wattage must be doubled

1	2	3	4	5	6	7	8
V/WATTS	RATED	CCT - LUMENS/CRI	CONNECTOR/WIRE IN	CONNECTOR/WIRE OUT	WIRE COLOR	WIRE TYPE	ILLUMINATED LENGTH
DW-HE24/4.0	DRY						

Sample Part Number: **DW-HE24/4.0-DRY-20/27-BW-CLS-WH-CL2-48"**

<div>1</div> <div>V/WATTS</div> <div>DW-HE24/4.0</div> <div>Voltage: 24VDC Wattage: 4.0W/ft LED engine is built with 3 wires requiring 0-10V, DMX or DALI control. Using DALI, DMX, or non QTL power supplies may double watts/ft. See following pages for compatible power supplies.</div>	<div>2</div> <div>RATED</div> <div>DRY IP20</div>	<div>3</div> <div>CCT - LUMENS/CRI</div> <div><div>18/301800K/3000K</div><div>18/351800K/3500K</div><div>20/272000K/2700K</div><div>20/302000K/3000K</div><div>24/402400K/4000K</div><div>27/402700K/4000K</div><div>27/552700K/5500K</div></div>	<div>4</div> <div>CONNECTOR/WIRE IN</div> <div><div>BWBare Wire (Standard 24")</div><div>CLSClosed End (No feed)</div><div>CON6Connector 6"</div><div>CON24Connector 24"</div></div> <div>Connector/Wire In not needed to specify product. Typical selection is BW. BW: Standard length is 24", Max length is 120". Request custom length by writing in part number next to BW (example: BW48)</div>	<div>5</div> <div>CONNECTOR/WIRE OUT</div> <div><div>BWBare Wire (Standard 24")</div><div>CLSClosed End (No feed)</div><div>CON6Connector 6"</div><div>CON24Connector 24"</div></div> <div>Connector/Wire Out not needed to specify product. Typical selection is CLS or BW. BW: Standard length is 24", Max length is 120". Request custom length by writing in part number next to BW (example: BW48)</div>
<div>6</div> <div>WIRE COLOR</div> <div><div>WHWhite</div><div>BKBlack</div></div>	<div>7</div> <div>WIRE TYPE</div> <div><div>CL2Class 2</div><div>CL2PClass 2 Plenum Rated</div></div> <div>CL2P only available with bare wire leads (BW)</div>	<div>8</div> <div>ILLUMINATED LENGTH</div> <div><div>2"-144"2" increments</div></div> <div>Available in reel lengths of 12' (Class 2) and 100'. Each reel will have a 2' soldered lead wire attached. Contact factory for larger reels.</div>		

5 year warranty | Warranty only valid with QTL power supplies | Field modifications must comply with QTL's installation methods otherwise warranty is null & void | All data has +/- 5% tolerance | UL Listed | Consult factory for alternate Kelvin temperature | Title 24 - JA8-2019 Strips: DRY rated, 2000K and above



# DW-HE24/4.0

LED Strips - For Warm Dim Applications

### 3 CCT – LUMENS/CRI - DELIVERED LUMENS

[Calculated L70 = 70000 hrs]  
Tested with DW-HE24/4.0-DRY

For 20/27, 18/30, and 20/30

CCT	Lumen/ft	Luminous Efficacy	CRI Ra	CRI R9	TM30 Rf	TM30 Rg	Circuit Wattage
2700K	418	104 Lm/W	97	94	94	100	4.03
3000K	437	110 Lm/W	98	93	93	99	3.96

For 18/35, 24/40, 27/40 and 27/55

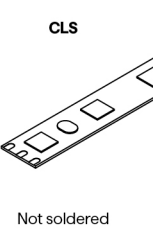
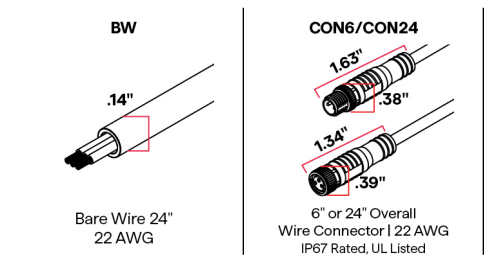
CCT	Lumen/ft	Luminous Efficacy	CRI Ra	CRI R9	TM30 Rf	TM30 Rg	Circuit Wattage
3500K	**	** Lm/W	**	**	**	**	**
4000K	449	116 Lm/W	97	99	93	100	3.90
5500K	488	121 Lm/W	97	94	92	100	4.00

### TEMPERATURE RATINGS

	Min	Max
Ambient Operating Temp - Surface	-4°F	130°F
Storage Temp	-4°F	140°F
Installation Temp	-50°F	100°F

### 4 / 5 CONNECTOR/WIRE – IN/OUT

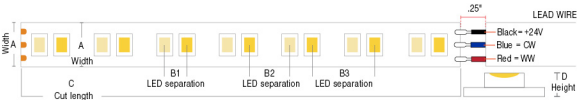
Connector/Wire In or Out not needed to specify product. Standard configuration is BW for Wire In and CLS for Wire out



### 6 WIRE COLOR



### 8 ILLUMINATED LENGTH - DIMENSIONS



















Section (in)	A	B1	B2	B3	C	D
DRY (IP20)	0.39"	0.07"	0.20"	0.27"	2.00"	0.05"



DW-HE24/4.0

LED Strips - For Warm Dim Applications

COMPATIBLE EXTRUSIONS

	 WIDE	 ROUND	 TORQ	 TRE3	 LALO	 TALO	 ARKA	 TELA	 VEVE	 FLUR	 EMBD	 LATO	 MDIN	 OPTI-FLAT	 OPTI-OPTICS	 THIN
DRY	✓		✓							✓				✓	✓	
DMP																
WET																

COMPATIBLE POWER SUPPLIES

See power supplies cut sheets for more information. Data subject to change, all data has +/- 5% tolerance.

DIM TO LEVEL	INDOOR
	DW-HE Warm Dim Applications
0.1%	QT-CAB-eLED+DALI-DT6 QT-CAB-eLED+DALI-DT8 QT-CAB-eLED+DALI-DT8-AWN QT-CAB-eLED+WD QT-CAB-eLED+WD-AWN QTM-eLED+DALI-DT6 QTM-eLED+DALI-DT8 QTM-eLED+DALI-DT8-AWN QTM-eLED+WD QTM-eLED+WD-AWN QZ-DW
1%	QZ-DALI-DT8
10%	Non-Dim Power Supply with WD App Dongle



DW-HE24/4.0

LED Strips - For Warm Dim Applications

DIMMING PROTOCOL	INDOOR
	DW-HE Warm Dim Applications
Phase	QZ-DW
0-10V	QT-CAB-eLED+WD QT-CAB-eLED+WD-AWN QTM-eLED+WD QTM-eLED+WD-AWN QZ-DW
Lutron Athena	QT-CAB-eLED+DALI-DT8-AWN QT-CAB-eLED+WD-AWN QTM-eLED+DALI-DT8-AWN QTM-eLED+WD-AWN
DALI-2: DT6 LED wattage must be doubled for DW-HE products except for AWN	QT-CAB-eLED+DALI-DT6 QTM-eLED+DALI-DT6
DALI-2: DT8 LED wattage must be doubled for DW-HE products except for AWN	QT-CAB-eLED+DALI-DT8 QT-CAB-eLED+DALI-DT8-AWN QTM-eLED+DALI-DT8 QTM-eLED+DALI-DT8-AWN QZ-DALI-DT8
SCENE App Dimmed	Non-Dim Power Supply with WD App Dongle

COMPATIBLE MOUNTING ACCESSORIES

QUOVA-MICRO	BL-GRAZER	BL-MICRO	BL-LARGE	SD-L-LARGE	SD-L-MEDIUM	SD-L-MICRO	SD-J-LARGE	iQ-STRAP
QUOVA Knife Edge	Backwards L Mounting Bracket	Backwards L Mounting Bracket	Backwards L Mounting Bracket	L Mounting Bracket	L Mounting Bracket	L Mounting Bracket	J Mounting Bracket	Plastic strap, Fits all LED strips

COMPATIBLE WIRING ACCESSORIES

Q-mini-J5

2.80"

2.27"

UL Listed, miniature junction box, DRY/DMP (WET rated with silicone)

COMPATIBLE CONTROL ACCESSORIES

SCENE APP DONGLE

1.36"

2.58"

Wi-Fi or Bluetooth Connectivity



## DW-HE24/4.0

LED Strips - For Warm Dim Applications

---

### COMPATIBLE APPS

#### NFC APP



Read and write  
DMX addresses and  
adjust voltage